




owa450

Product Variants



| FEATURES | owa450A | owa450A+ | owa450I |
|---|---|--|---|
| |  |  |  |
| Processor/MHz | Cortex A8/800MHz | Cortex A8/800MHz | Cortex A8/800MHz |
| Linux OS | Debian Distribution | Debian Distribution | Debian Distribution |
| RAM | 512MB DDR3 (Up to 1 GB) | 512MB DDR3 (Up to 1 GB) | 512MB DDR3 (Up to 1 GB) |
| FLASH | 1GB NAND SLC (Up to 2 GB) | 1GB NAND SLC (Up to 2 GB) | 1GB NAND SLC (Up to 2 GB) |
| MICRO SD | YES | YES | YES |
| ACCELEROMETER | YES | YES | OPTIONAL |
| GNSS | YES | YES | |
| LTE CAT1 GLOBAL | YES | YES | YES |
| DIGITAL I/O ^{1 2 3 4 8} | 10 | 8 | 10 |
| EXPANSION DIGITAL INPUTS | | 3 | |
| ANALOG INPUTS ¹ | 4 | 4 | 4 |
| IBUTTON ² | YES | YES | YES |
| RS232 | 3 | 3 | 3 |
| RS485 | YES | YES | YES |
| CAN | YES | YES | OPTIONAL |
| CAN 2 ⁴ | OPTIONAL | YES | |
| CAN 3 ⁶ | | YES | |
| CAN 4 ^{5 6} | | YES | |
| KLING ⁸ | YES | YES | |
| AUDIO CODEC | | OPTIONAL | |
| USB | YES | YES | YES |
| ETHERNET | RJ45 (M12 OPTIONAL) | RJ45 (M12 OPTIONAL) | RJ45 |
| ANTENNA CONNECTOR | FAKRA | FAKRA | SMA |
| INTERFACES CONNECTOR | 24 PIN | 24 PIN & 14 PIN EXT | 24 PIN |
| OPTIONAL FEATURES | | | |
| WIFI + BT4.2 | OPTIONAL | OPTIONAL | OPTIONAL |
| KLING ^{2 3, 8} | OPTIONAL | OPTIONAL | |
| 9 AXIS MEMS (ACC+GYRO+MAG) ⁵ | OPTIONAL | OPTIONAL | |
| 2nd RS485 ^{7 8} | | OPTIONAL | OPTIONAL |
| TPM 2.0 | OPTIONAL | OPTIONAL | OPTIONAL |
| OPTIONAL BATTERY 2000mAh | OPTIONAL | OPTIONAL | OPTIONAL |
| MFF2 SIM CARD | OPTIONAL | OPTIONAL | OPTIONAL |

Notes:

- Analog Inputs are multiplexed in the main connector with DIOs (DIO0/AIO0 – DIO1/AIN1 – DIO2/AIN2 – DIO3/AIN3).
- iButton is multiplexed with DIO6 and can't be used both simultaneously.
- KLING shared pin with DIO-7. RS485 and KLINGS cannot work at the same time (SW selected). 2nd KLING will share pin with DIO-5 and remove UART 1 TXD1/RXD1
- CAN2 removes DIO2/AIN2 and DIO4. It is multiplexed with DIO2/AIN2 and DIO4.

- CAN4 not compatible with 9 Axis MEMS
- CAN3 and CAN4 support CAN FD from revision R1B
- 2nd RS485 in OWA450A+ removes UART5.
- In the OWA450I, if the 2nd RS485 is in the main connector it will remove UART5, DIO5/Kline2 and DIO7/Kline1. If it is in the expansion connector, it will remove UART5.

www.owasys.com

Time to wireless!!

BOK 100 9108-H_owa450 Product Variants

owasys[®]
HMS GROUP MEMBER